

# TSWXP SERIES 48" EXPLOSION PROOF LINEAR



Project:	
Type:	
Catalog #:	



**Class 1, Division 2**  
**Groups A, B, C, D**  
**T4 Temperature Rating**



## SPECIFICATIONS AND FEATURES

The TSWXP48 Class 1, Division 2 Explosion Proof Hazardous Location series wall and ceiling mount luminaire is available with clear or diffused lenses and open door frame designed to replace HID lighting systems up to 400w MH or HPS. Typical lighting applications include industrial facilities, oil, gas, painting facilities, and auto service facilities. Mounting heights of 18 to 30 feet can be used based on light level and uniformity requirements.

## HOUSING

Heavy-Duty Die Cast Aluminum Housing and Top Frame, with 1/2" Tapped Coin Plug Openings for Wiring Entrance Conduits.

## LISTING & RATINGS

ETL Listed for Hazardous Locations Per UL844 as Follows:  
Class 1, Division 2 Groups A, B, C, D; T4 Temperature Rating  
Suitable for Wet Locations.

## FINISH

Platinum Powdercoat Finish Over a Chromate Conversion Coating. Custom Colors Available Upon Request.

## LENS

Clear UV-Stabilized Polycarbonate or SoftLED LumaLens Opal UV-Stabilized Polycarbonate Vandal-Resistant Lens

## MOUNTING OPTIONS

Mount with Stainless Steel Adjustable Bracket or Yoke. Rated for 6 #12 AWG 90°C for Through Wiring.

## LED

Aluminum Boards

## WATTAGE

112w: Array: 112w, System: 126w; (250w HID Equivalent)

136w: Array: 136w, System: 152w; (400w HID Equivalent)

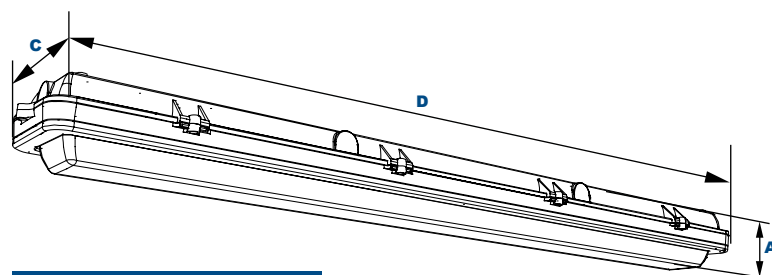
## DRIVER

Electronic Driver, 120-277V, 50/60Hz or 347-480V, 50/60Hz; Less Than 20% THD and PF>0.90. Standard Internal Surge Protection 6kV. 0-10V Dimming Standard for a Dimming Range of 100% to 10%; Dimming Source Current is 150 Microamps.

## WARRANTY

5-Year Warranty for -25°C to +40°C Environment.

See Page 2 for Projected Lumen Maintenance Table.



### Dimensions

<b>Width (D)</b>	49" (1,247mm)
<b>Length (C)</b>	7" (178mm)
<b>Height (A)</b>	4" (102mm)

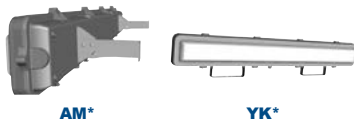
### Order Information:

Model	Wattage	Driver	CCT	Lens	Color
<b>TSWXP48</b>	<b>2</b> =112w <b>3</b> =136w	<b>LV</b> =120-277V <b>HV</b> =347-480V	<b>I</b> =4000K <b>C</b> =5000K	<b>C</b> =Clear UV-Stabilized Polycarbonate Vandal-Resistant Lens <b>D</b> =Diffused Opal UV-Stabilized Polycarbonate Vandal-Resistant Lens	<b>P</b> =Platinum <b>C</b> =Custom (Consult Factory)

# TSWXP SERIES 48" EXPLOSION PROOF LINEAR



## Accessories & Replacement Parts:

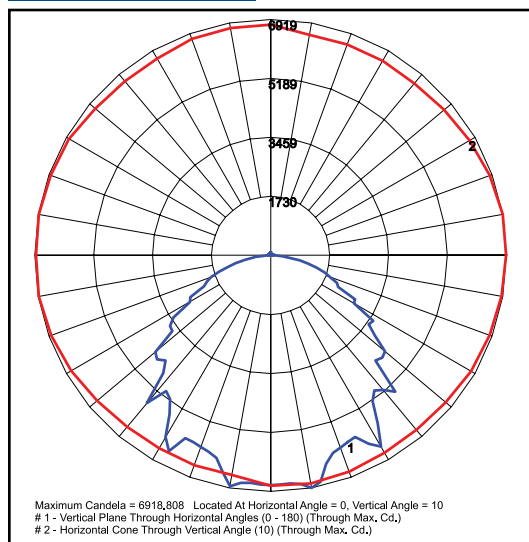


### Mounting Accessories (Order Separately, Field Installed)

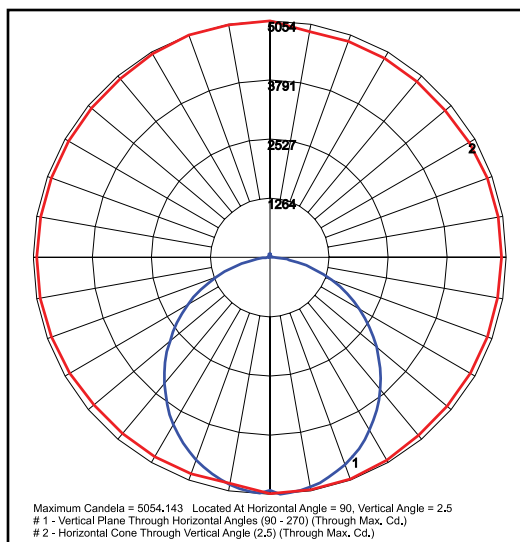
AM	Stainless Steel Adjustable Bracket, Set of Two
YK	Stainless Steel Yokes for HLV4A, Includes Hardware.

\*Shown Mounted

## Photometric Data



TSWXP48 Clear Lens



TSWXP48 Diffused Lens

## Photometric Performance

LED Board Watts	Drive Current (mA)	Input Watts	Optics	Spacing Criteria	5000 CCT 80 CRI		4000 CCT 80 CRI	
					Lumens	LPW	Lumens	LPW
112w (Clear Lens)	116	126	Open Frame (110° x 110°)	1.32	16,287	129	15,636	124
112w (Diffused Lens)			Open Frame (110° x 120°)	1.28	13,720	109	13,172	105
136w (Clear Lens)		152	Open Frame (110° x 110°)	1.32	19,773	130	18,982	125
136w (Diffused Lens)			Open Frame (110° x 120°)	1.26	16,594	109	15,930	105

## Projected Lumen Maintenance

Data shown for 5000 CCT			Compare to MH			
TM-21-11	Input Watts	Initial	25,000 Hrs	50,000 Hrs	100,000 Hrs	Calculated LED Life
L70 Lumen Maintenance @ 25°C / 77°F	All wattages up to and including 152w	1.00	0.95	0.91	0.82	165,000
L80 Lumen Maintenance @ 40°C / 104°F		1.00	0.93	0.86	0.73	74,000

### NOTES:

- Projected per IESNA TM-21-11. Data references the extrapolated performance projections for the 116mA base model in a 25°C ambient, based on 10,000 hours of LED testing per IESNA LM-80-08.
- Compare to MH box indicates suggested Light Loss Factor (LLF) to be used when comparing to Metal Halide (MH) systems.